









**МЕТЧИЦИ МАШИНИ М ФОРМА В**

M	DIN 376	HSS-E / TIN ШЛИФОВАН ПРОФИЛ РЕЗБА		КЛАС НА ИЗПЪЛНЕНИЕ ISO2/6H	
	D	L1	L2	D2	
M	12 x 1.75	110	29	9.0	7.0

**МЕТЧИЦИ МАШИНИ HSSE КОМПЛЕКТИ**
**M**

			
P.K.28	M 3-4-5-6-8-10-12		
P.K.29	M 3-4-5-6-8-10-12	TIN	
P.K.35	M 3-4-5-6-8-10-12		2.5/3.3/4.2/5.0/6.8/8.5 /10.2 mm
P.K.36	M 3-4-5-6-8-10-12	TIN	2.5/3.3/4.2/5.0/6.8/8.5 /10.2 mm
	M 3-4-5-6-8-10-12		
	M 3-4-5-6-8-10-12		
	M 3-4-5-6-8-10-12		
	M 3-4-5-6-8-10-12		2.5/3.3/4.2/5.0/6.8/8.5 /10.2 mm
	M 3-4-5-6-8-10-12		2.5/3.3/4.2/5.0/6.8/8.5 /10.2 mm
	M 3-4-5-6-8-10-12		2.5/3.3/4.2/5.0/6.8/8.5 /10.2 mm